

Mentor+ App User Guide

Mentee Account

Mentor+ is focused on designing an intervention of non-formal education, offering the mentoring methodology to engage, connect and empower young people in conflict with the law. The main idea is to use law abiding adults to support juveniles in the process of developing positive attitudes and behaviours.

Project Number: 2021-2-BE05-KA220-YOU-000050037

The European Commission support for the production of this publication does not constitute an endorsement of the contents which reflect the views only of the authors, and the Commission cannot be held responsible for any use which may be made of the information contained therein.

Index

Mentee Account

1. **Introduction**

- a) Overview of the App
- b) Mentee's role

2. **Account Set-up**

- a) How to install
- b) Sign up
- c) Login

3. **Home Page**

- a) About
- b) Resources
- c) Sessions
- d) Calendar

4. **Mood Ring**

5. **Chat**

6. **Settings**

- a) Feedback
- b) Mood Ring Graph
- c) Languages
- d) Report a bug!

Overview of the Mentor+ App

The Mentor+ mobile App was designed to [assist Coordinators, Mentors and Mentees during the mentoring processes.](#)

The App intends to assist Coordinators in supporting Mentors, while also fostering mutual support and networking between Mentors from partner countries, allowing mentoring relationships to overcome temporal and geographical barriers.

For mentees, e-mentoring enables real-time interactions with mentors through video calls or chats.

The App is available in nine different EU languages and is versatile enough to be adapted by other mentoring programmes.

Mentees' role

Mentees are individuals who can benefit from a mentoring relationship and must be motivated to develop their personal, social, or professional skills, or address any other needs they might have. Often, mentees are people with certain vulnerabilities or specific needs who could gain from the support and guidance of a mentor to aid their personal or professional development. The mentoring process should always prioritize the mentee.

Account set-up

How to install

Apple devices:

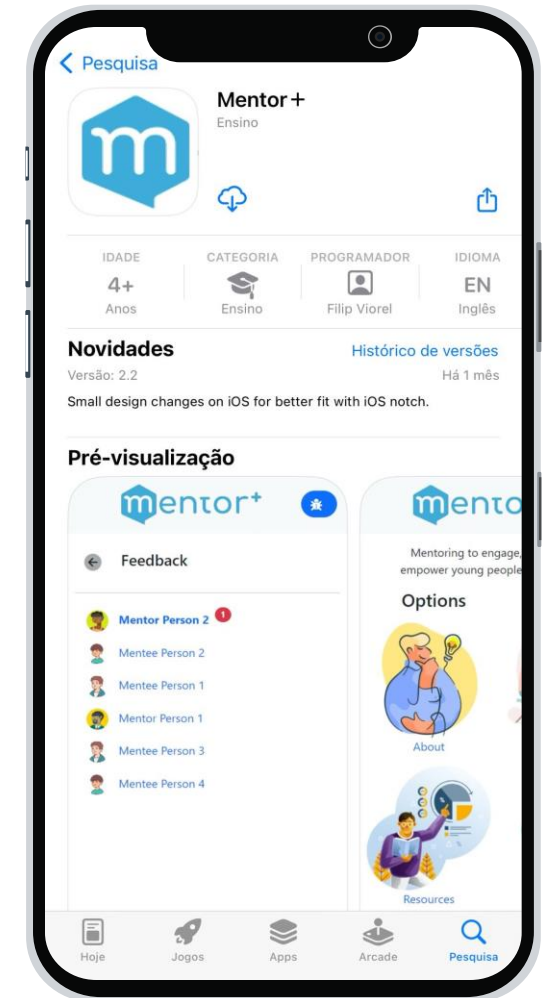
- Search “Mentor+” in the [App Store](#).
- Install the App.

Android devices:

- Search “Mentor+” in the [Google Play Store](#).
- Install the App.

Computer devices:

- Search “Mentor+” in your [Browser](#).
- Install the App.




Account set-up Sign up

To access the Mentor+ App, users must sign up.

Firstly, they must select their role (whether coordinator, mentor or mentee), their country and their organization. Then, they must provide their first and last name, e-mail address, and define a password.

The registration will be successfully completed once the administrator account approves it.




The image displays two smartphone screens from the Mentor+ app. The left screen shows the login and sign up options. The right screen shows the registration form with the following fields and elements:

- Mentoring to engage, connect and empower young people, **OUR FUTURE!**
- Select Your Role —
- Select Your Country —
- Select Organization (optional) —
- First Name
- Last Name
- Email
- Password
- Confirm Password
- Não sou um robô reCAPTCHA
- Privacidade - Termos de Utilização
- Sign Up
- ← Previous Page

Account set-up Login


After being validated by the administrator account, mentees can access the App, however **they must wait for the coordinator to match them with a mentor.**

Once the matching is done, they can login by using the e-mail address and password established at registration.



Home page

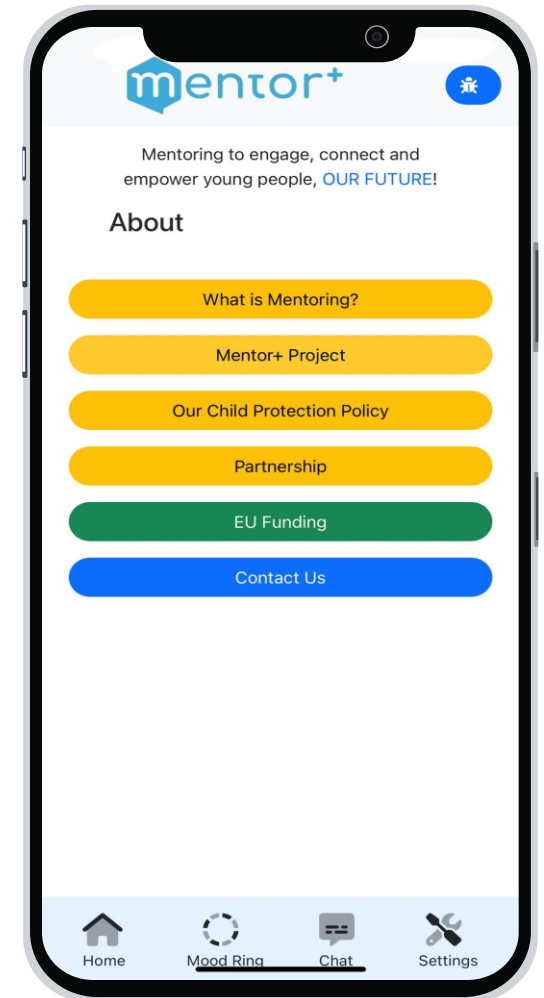
From the "Home" screen, mentees can explore details about the initiative, access resources and tools developed by the partnership, and manage their session schedules. Furthermore, mentees can fill in a Mood Ring, available in the toolbar, and can individually communicate with coordinators and mentors.



Home page

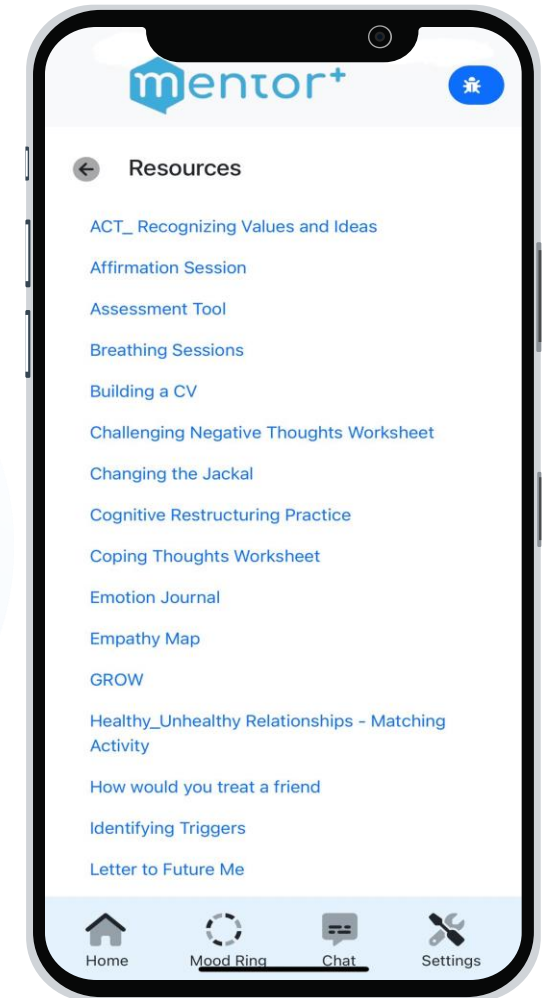
About

On the “About” screen, App users can find detailed information about what mentoring is, the Mentor+ project, the Mentor+ Child Protection Policy, the partnership, the project funding and contact details.



Home page Resources

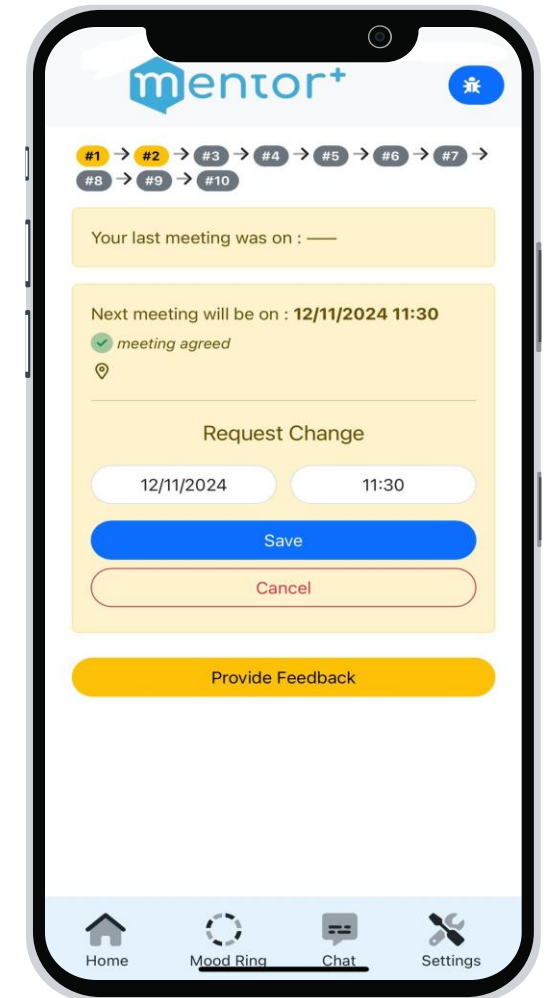
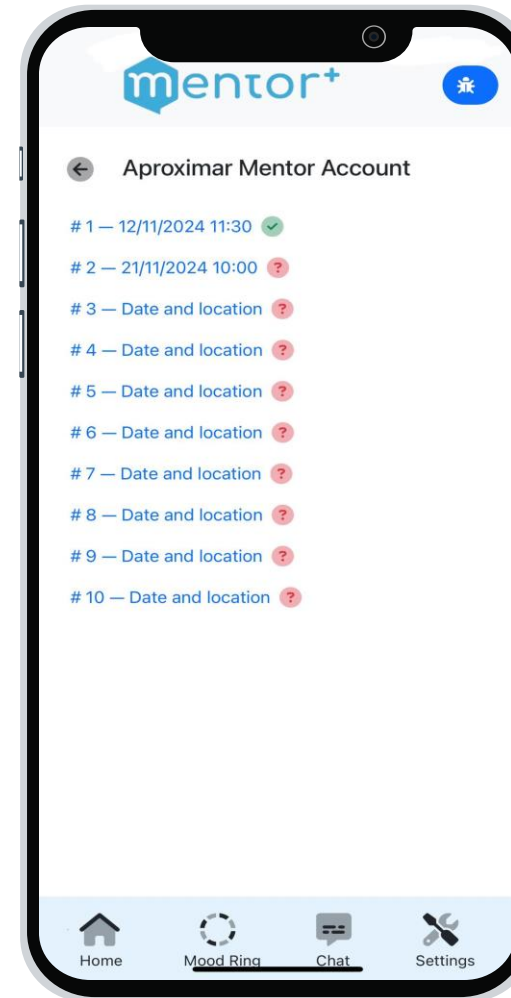
Mentees will have access to a comprehensive set of tools/activities developed by the partnership with practical tips that they can test with their mentors during the mentoring sessions.



Home page Sessions

The Mentor+ App facilitates the scheduling of mentoring sessions, enabling mentors and mentees to organize their meetings based on availability and needs.

Even though only mentors can schedule sessions within the app, mentees have the option to accept or reject the proposed dates. **Mentees can also request changes to previously agreed dates and suggest new ones.** The chat feature allows both parties to discuss and agree on suitable dates and times.

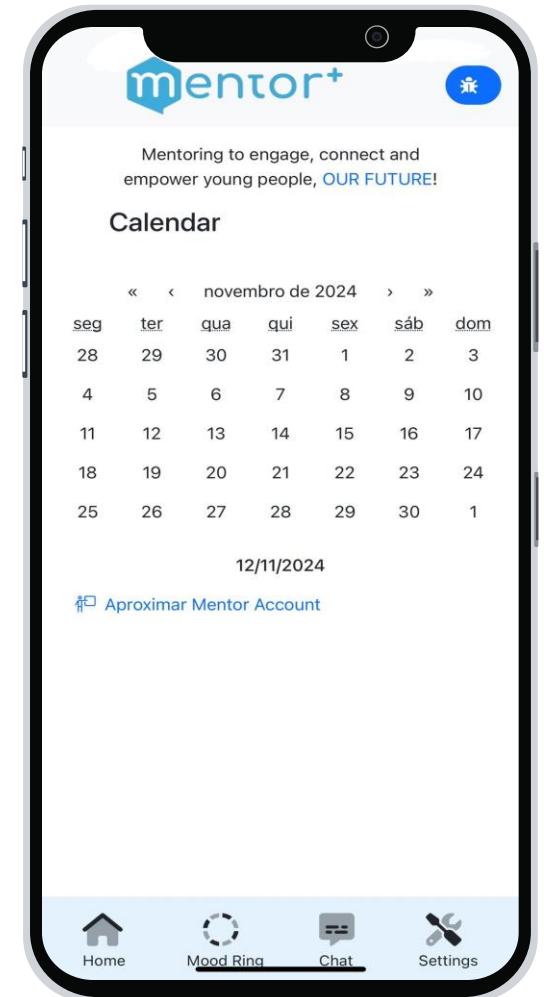


Home page Calendar

Through this feature, mentors can propose selection for a meeting by choosing the date and location.

Only mentors can propose a meeting. Mentees, in turn, can accept or request a change.

After that, the calendar will display the scheduled sessions on the respective dates.

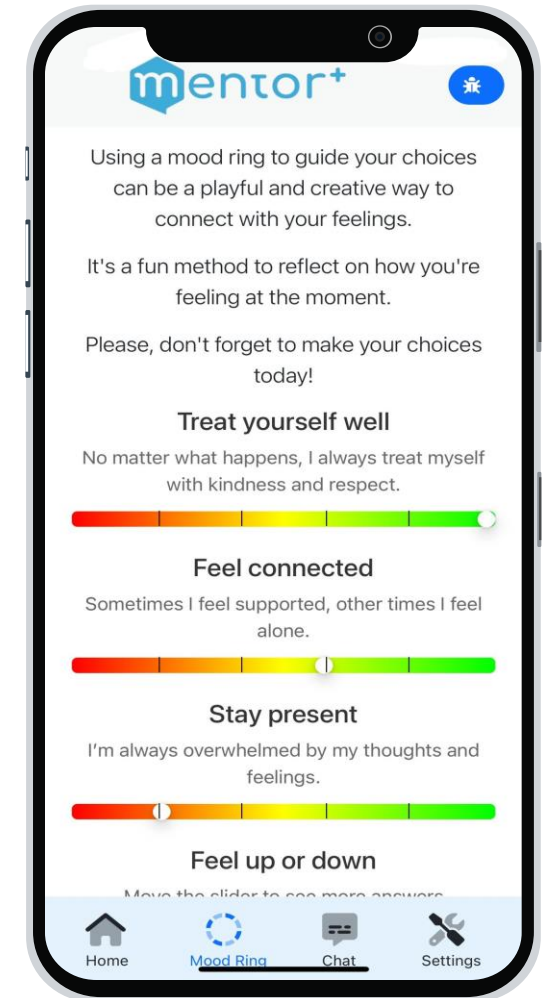


Mood Ring

The “Mood Ring” feature allows mentees to self-report their feelings and challenges in various aspects of their life.

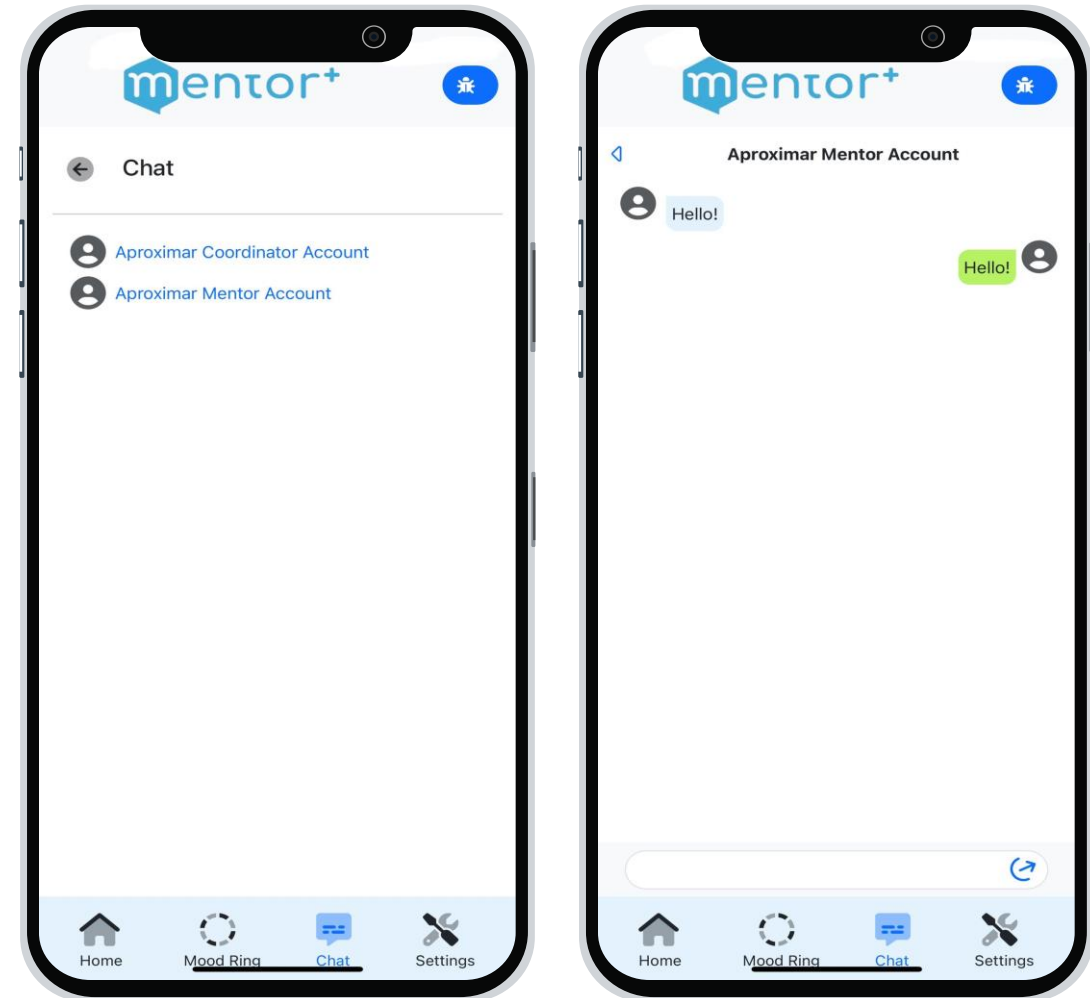
Mentees fill out the Mood Ring by adjusting sliders for different areas to reflect their current state.

Mentees use this feature to communicate their needs to their mentors, facilitating more effective support and goal-setting.



Chat

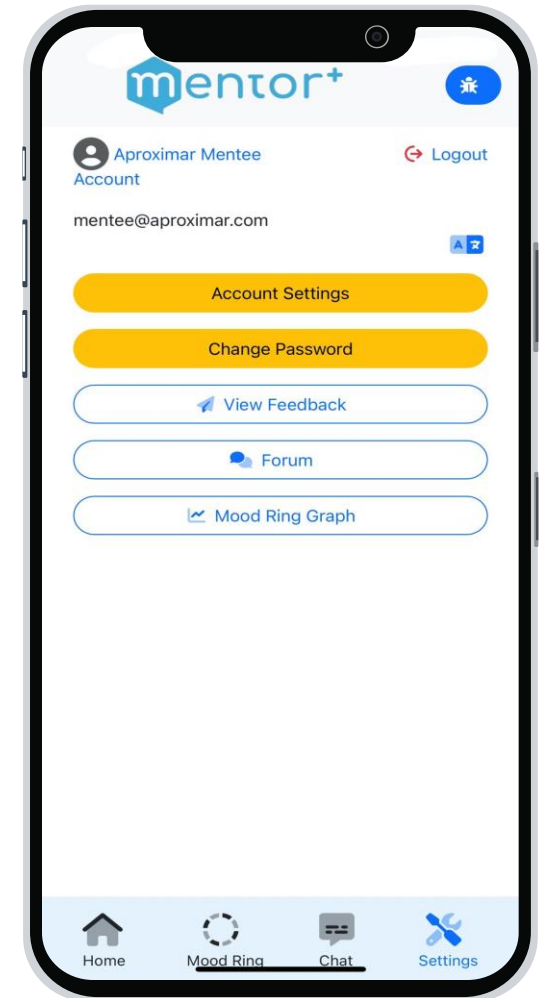
There is a "Chat" feature available for mentees to be able to individually communicate and interact with mentors and coordinators.





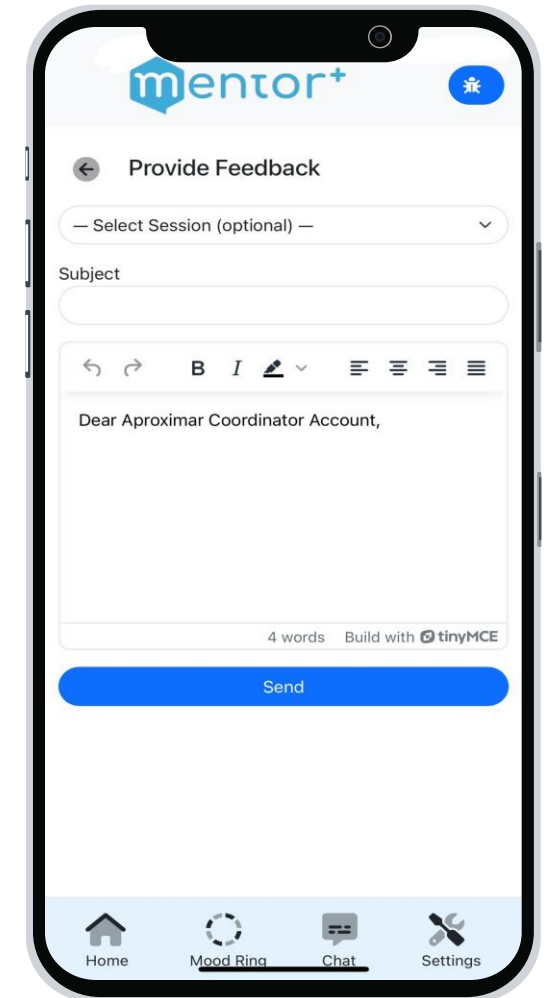
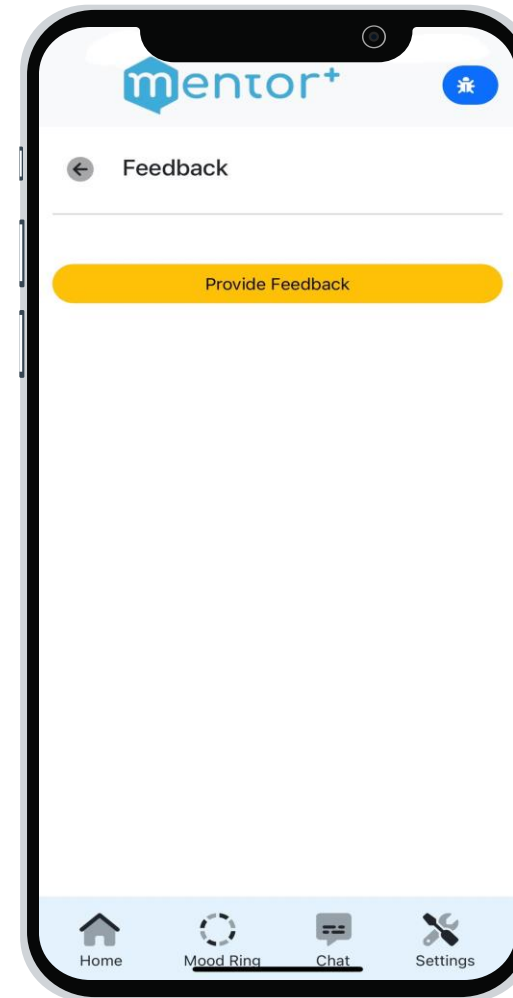
Settings

A "Settings" feature is available in the App's toolbar for mentees. The aim is to allow users to customize their experience by adjusting preferences. These settings ensure that the App functions in a way that best suits individual needs and preferences.



Settings Feedback

Mentees can provide feedback to coordinators regarding their mentors and the mentoring sessions. This feedback can be specific to a particular session or about the overall mentoring process.

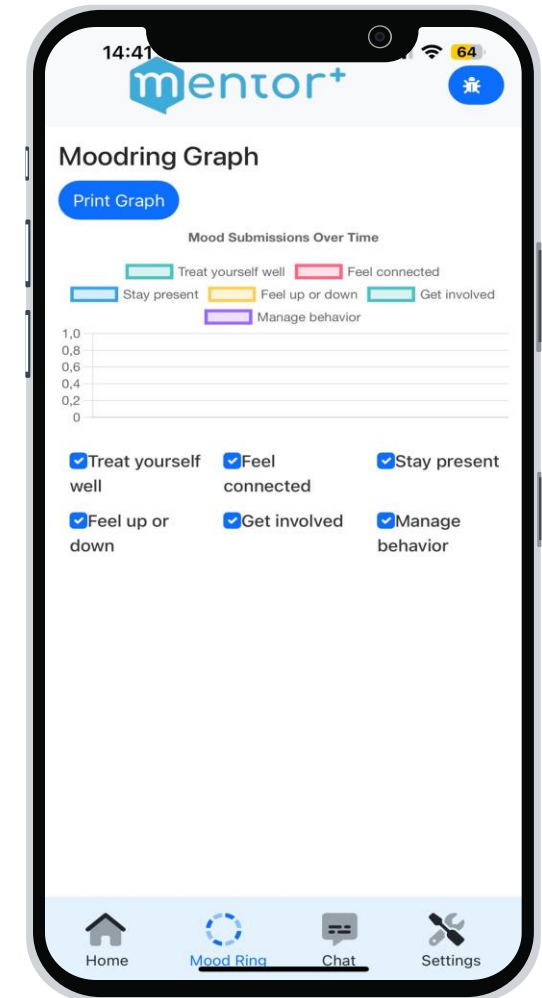


Settings

Mood Ring Graph

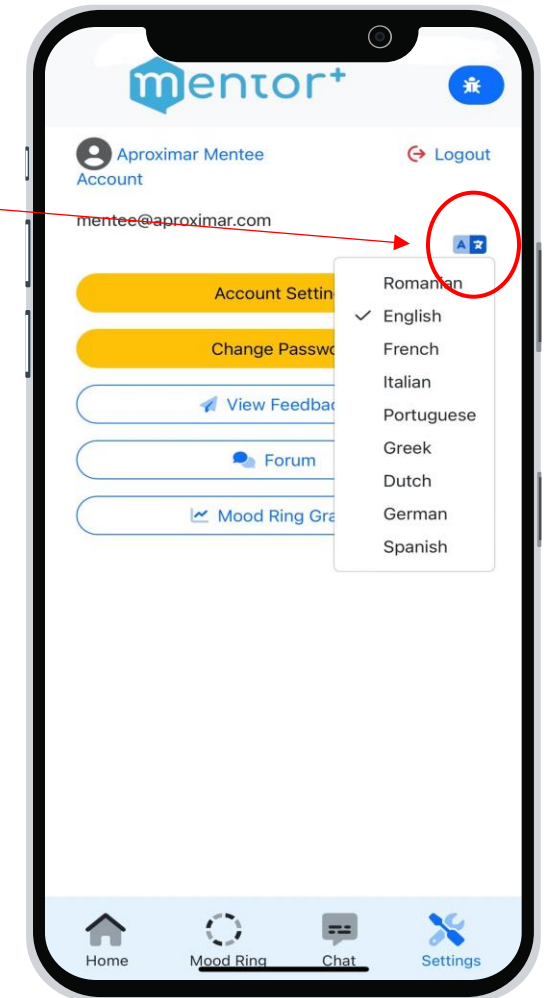
The “Mood Ring Graph” feature provides a visual representation of mentees’ emotional state over time, helping them to identify patterns and areas for improvement.

Mentees can choose which specific categories to display.



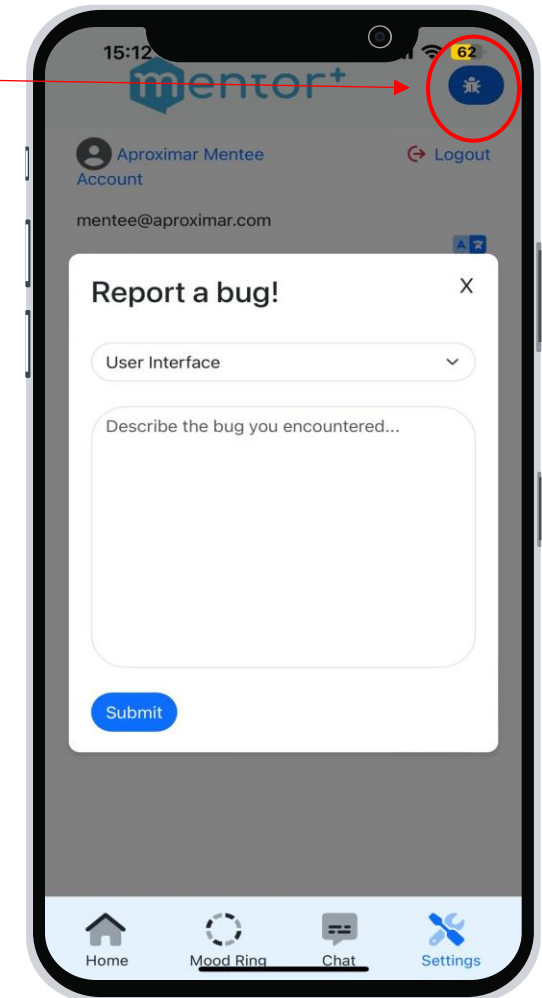
Settings Languages

The App is available in nine different languages, allowing users to select the one they are most comfortable with. Additionally, users can easily switch between languages at any time through the settings menu, ensuring a seamless and personalized experience.



Report a bug!

The “Report a Bug” feature allows users to quickly and easily report any issues or glitches they encounter while using the App. By providing detailed feedback through this feature, users help the development team identify and resolve problems, ensuring a smoother and more reliable App experience for everyone.



Contacts:

contacto@aproximar.pt

Rita Lourenço / rita.alves@aproximar.pt

Phone number: +351 913 264 298

Aproximar, Cooperativa de Solidariedade Social, CRL

Rua do Paraíso, loja n.º 2, 2610-136, Amadora, Portugal

www.aproximar.pt

www.facebook.com/Aproximar



PARTNERSHIP:



Project Number: 2021-2-BE05-KA220-YOU-000050037

The European Commission support for the production of this publication does not constitute an endorsement of the contents which reflect the views only of the authors, and the Commission cannot be held responsible for any use which may be made of the information contained therein.